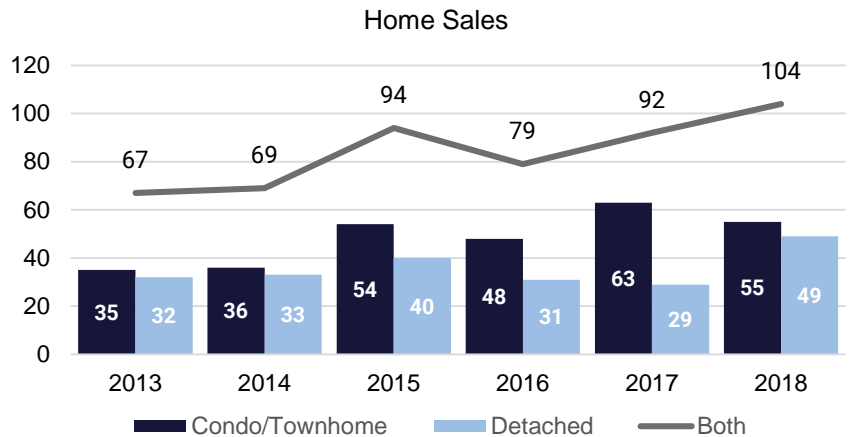


+13%

HOME SALES

In Routt County, 104 homes sold in July, a year-over-year increase of 13% and a month-over-month increase of 27%.

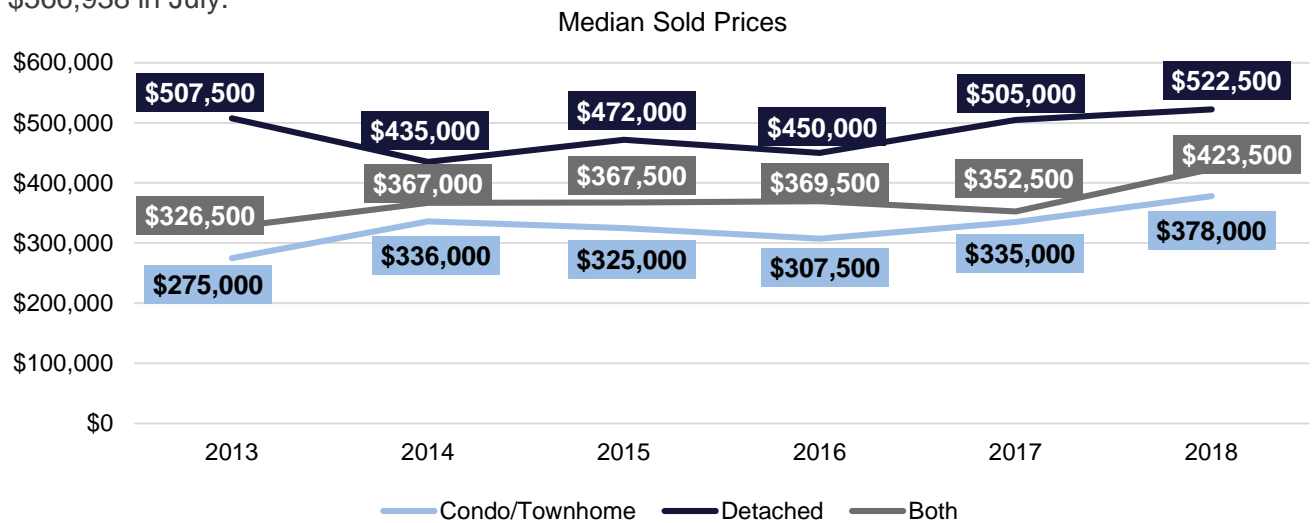
To date, 489 homes have sold in Routt County, 3% fewer than last year at this time.



+20%

MEDIAN PRICES

The median price of a single family home (attached + detached) was \$423,500 in July, a year-over-year increase of 20% and 2% lower than last month. The average price of a single-family home was \$566,938 in July.

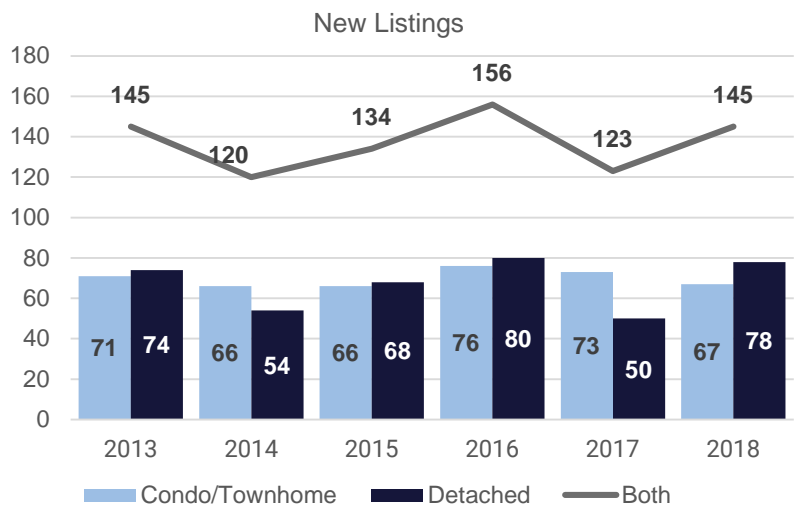


+18%

NEW LISTINGS

In July, 145 new listings of homes for sale hit the Routt County market, 18% higher than July 2017 and 21% lower than last month.

At the end of July, there were 453 active listings of homes for sale, 2% more than last month. At this time, there is 4 months of inventory in Routt County, one month less than last month.



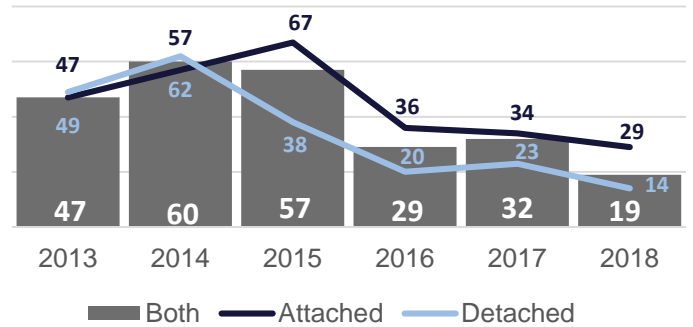


**-13
Days**

MEDIAN DAYS ON MARKET

The majority of homes in Routt County are selling in three weeks or less. In July, Routt County homes sold in a median of 19 days, 6 days fewer than last month and 13 days fewer than last year.

On average, homes spent 85 days on the market in July, 10 days fewer than last year at this time.



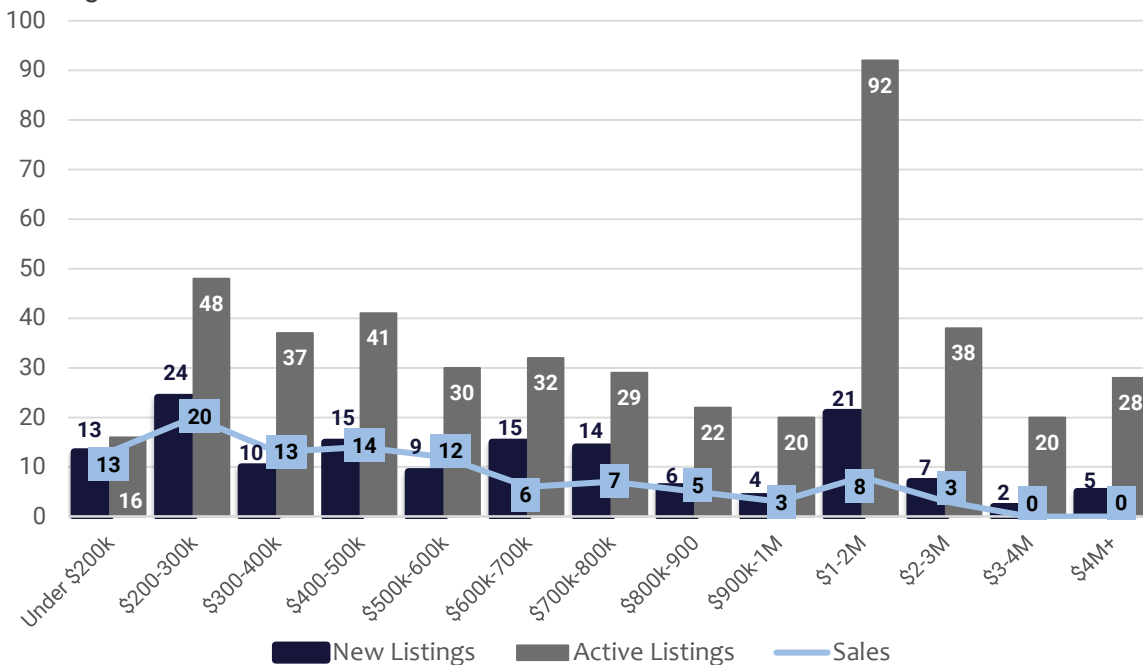
453 Active Listings	\$566,938 Average Sold Price	104 Listings Sold	19 Median Days on Market
145 New Listings	\$423,500 Median Sold Price	115 Listings Under Contract	4 Months of Inventory

ROUTT COUNTY HOUSING MARKET BY PRICE RANGE

There are currently 453 active listings of homes for sale in Routt County. Of those, 178 or 39% are homes priced above \$1M. Homes priced at \$500,000 and below comprise 31% of active listings.

Homes are selling more quickly than they did last year at this time. More than half of the homes priced at \$500,000 or below sold in less than 4 weeks, spending a median of 29 days on the market in July. However, the 7 homes priced from \$600-700,000 and \$900,000 – 1M sold the quickest, in a median of only 2 days.

In July, Routt County saw steady activity across all price ranges below the \$1M mark, with 110 new listings coming on the market and 93 homes sold.



Median Days on Market by Price Range	
Under \$200k	19
\$200-300k	23
\$300-400k	50
\$400-500k	81
\$500-600k	21
\$600-700k	2
\$700-800k	3
\$800-900k	74
\$900-1M	2
\$1M +	14